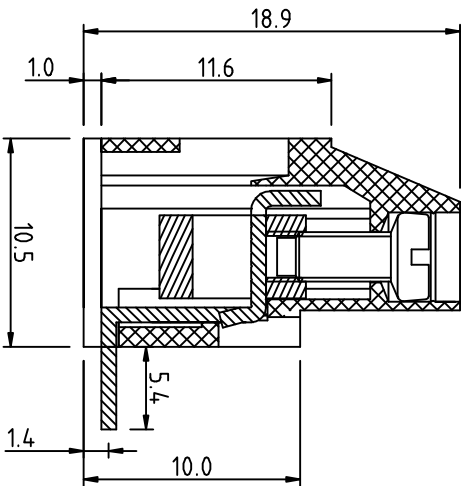
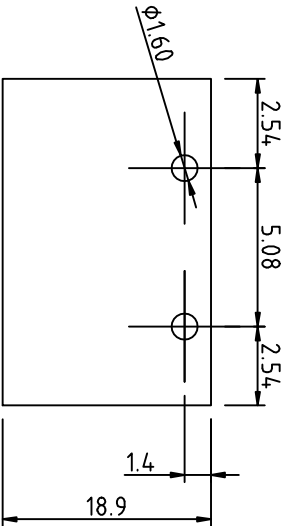


N=Number of contacts

P.C.B LAYOUT



SIGN	DATE	DESCRIPTION	APPROVER
△			
△			
△			

Technical Data:

Material:

- Contact(metal housing): Brass Machined
- Terminal screw: Steel galvanized and chromitize or Nickel plated or Tin plated (standard) (option)
- Solder Pin: Brass with Tin plated
- Insulator or body(housing): Polyamide(Glass filled)(UL94V-0)


Electrical

- Voltage rating: 300VAC
- Current rating: 20 Amps/way max
- Contact resistance: 20mΩ(max)
- Insulation resistance: 5000MΩ/1000V
- Withstanding Voltage: 2000VAC(1min) Test time=60sec/1pcs
- Wire range: 12-30AWG

Mechanical:

- Torque: 4kg-cm/M2.5
- Operating temperature: -33°C to +120°C
- Soldering ability: 95%coveragelmin
- Test temperature= 230°C(±10°C)
- Test time= 4sec±0.5sec
- Soldering reliability: Test temperature= 250°C(±10°C) 5 seconds max

POLE	2P	
A	NX5.08	10.16
B	(N-1)X5.08	5.08



杰科电子有限公司
JIE KE ELECTRONICS CO., LTD.

PART NAME: JK129R-508 2P

TITLE:

PART NO.:

DWG NAME:

APPROVED BY

CHECKED BY

DESIGNED BY

DRAWN BY

CUSTOM NO.:

UNITS: mm

SCALE: 3/1

REVISION: B2

安杰

孙学丰



REVISION: B2

SCALE: 3/1

Tolerance
X ±0.50
XX ±0.30
XXX ±0.10
X° ±1°